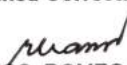



**QUARTERLY REPORT OF REVENUE AND OTHER RECEIPTS**  
**As at the Quarter Ending September 30, 2021**


Department : State Universities and Colleges (SUCs)  
 Agency : Batangas State University  
 Operating Unit : < not applicable >  
 Organization Code (UACS) : 08 038 0000000  
 Fund Cluster : 05 - Internally Generated Funds

Classification/Sources of Revenue and Other Receipts	UACS CODE	REVENUE TARGET (Annual) per BESF	Actual Revenue and Other Receipts Collections					Cumulative Remittance/Deposits to Date			Variance		Remarks
			1st Quarter Ending March 31	2nd Quarter Ending June 30	3rd Quarter Ending Sept. 30	4th Quarter Ending Dec. 31	Total	Remittance to BTr	Deposited with AGDB	TOTAL	Amount	%	
1	2	3	4	5	6	7	8=[(6+(-)7)-8+9]	9	10	11=(9+10)	12=(8-3)	13=(12/3)	14
Internally Generated Funds		828,872,000.00	34,489,662.92	27,096,096.67	313,816,121.77	0.00	375,401,881.36	0.00	375,401,881.36	375,401,881.36	(453,470,118.64)	-55 %	
Revenue Collections		828,872,000.00	34,489,662.92	27,096,096.67	313,816,121.77	0.00	375,401,881.36	0.00	375,401,881.36	375,401,881.36	(453,470,118.64)	-55 %	
Cash Revenue		828,872,000.00	34,489,662.92	27,096,096.67	313,816,121.77	0.00	375,401,881.36	0.00	375,401,881.36	375,401,881.36	(453,470,118.64)	-55 %	
Non-Tax		828,872,000.00	34,489,662.92	27,096,096.67	313,816,121.77	0.00	375,401,881.36	0.00	375,401,881.36	375,401,881.36	(453,470,118.64)	-55 %	
Tuition Fees	4020201001	456,882,200.00	8,756,174.60	5,242,372.48	179,890,643.28	0.00	193,889,190.36	0.00	193,889,190.36	193,889,190.36	(262,993,009.64)	-58 %	Variance were due to collectibles from CHED for Midterm 2020-2021 and income not yet realized for 4th quarter of the year
Income Collected from Students	4020201002	341,083,000.00	21,688,316.90	20,805,313.83	130,804,721.45	0.00	173,298,352.18	0.00	173,298,352.18	173,298,352.18	(167,784,647.82)	-49 %	Variance were due to collectibles from CHED for Midterm 2020-2021 and income not yet realized for 4th quarter of the year
Rent/Lease Income	4020205000	1,715,700.00	17,354.14	191,100.00	104,700.00	0.00	313,154.14	0.00	313,154.14	313,154.14	(1,402,545.86)	-82 %	Canteen operation was suspended due to pandemic. The collected income is from Space Rental only.
Other Sales	4020216099	26,837,500.00	1,808,303.00	364,491.10	2,338,941.00	0.00	4,511,735.10	0.00	4,511,735.10	4,511,735.10	(22,325,764.90)	-83 %	Projected sales from other Resource Generation Office (RGO) Business decreased due to pandemic.
Other Business Income	4020299099	2,353,600.00	2,219,514.28	492,819.26	677,116.04	0.00	3,389,449.58	0.00	3,389,449.58	3,389,449.58	1,035,849.58	44 %	Minimal sales generated due to the restriction of COVID-19 pandemic.
<b>TOTAL</b>		<b>828,872,000.00</b>	<b>34,489,662.92</b>	<b>27,096,096.67</b>	<b>313,816,121.77</b>	<b>0.00</b>	<b>375,401,881.36</b>	<b>0.00</b>	<b>375,401,881.36</b>	<b>375,401,881.36</b>	<b>(453,470,118.64)</b>	<b>-55 %</b>	

This report was generated using the Unified Reporting System on 29/10/2021 08:10 version.FAR5.1.1 ; Status : SUBMITTED

**Certified Correct:**  
  
RAMOS, ROMEO LANDICHO  
 Budget Officer  
 Date:

**Certified Correct:**  
  
FALO, DANIEL JOHN FROGOSA  
 Accountant  
 Date:

**Recommending Approval:**  
  
RAMOS, ROMEO LANDICHO  
 Director, FMS  
 Date:

**Approved By:**  
RONQUILLO, TIRSO ALCOS  
 Agency Head  
 Date: